

# The GROWN-UP'S GUIDE TO MAKING ART WITH KIDS



## BONUS PROJECT

*Lee Foster-Wilson*




## STEP-BY-STEP PROJECT

# CRAYON "BATIK"

The ancient Indonesian batik technique uses wax and dye to create designs on fabric. Because dye can't penetrate through wax, except where it cracks, this technique creates intricate, interesting designs. This project plays on the idea of a wax resist by using crayons and paint to create a unique image of your own!

### TOOLS & MATERIALS

- Wax crayons
- Plain white paper
- Paintbrush
- Black or dark colored paint with a small amount of water added
- Paper towel
- Steam iron



YOU CAN USE COPY PAPER, BUT YOU'LL NEED TO BE EXTRA CAREFUL WITH IT WHEN WET. A SLIGHTLY THICKER SHEET OF PAPER IS EASIER TO HANDLE.








## STEP 1

With crayons, draw a picture on the sheet of paper. Pressing harder on the crayons will create a better resist to the paint. Keep in mind that any area through which you can see white paper will turn dark once paint is added.



DRAW WITH A WHITE CRAYON TO KEEP SOME AREAS OF THE PAPER WHITE; USE BLACK TO ADD DEFINITION TO EDGES AND OUTLINES IN THE DRAWING.

## STEP 2

Once your drawing is done, crumple up the sheet of paper to crease it. Take care when unfolding the sheet of paper to avoid tearing it!







## STEP 3

Add a wash of paint over the entire sheet of paper, taking care to cover any areas where white paper shows through.





## STEP 4

Before the paint dries, quickly use paper towel to blot off the wet paint. If the paint doesn't look dark enough, repeat steps 3 and 4. Let dry.






## STEP 5

Place the sheet of paper on a soft, clean surface and cover it with paper towel. Then apply a hot steam iron over the paper. Keep in mind that the heat from the iron will slightly melt the wax, so make sure the paper towel is placed over the waxy side of your artwork.





Display your art!



THIS PROJECT WORKS BEST WITH DARKER SHADES OF PAINT, BUT YOU COULD ALSO TRY USING BRIGHT COLORS. JUST REMEMBER THAT WHATEVER PAINT COLOR YOU CHOOSE, A CRAYON IN THE SAME COLOR WON'T SHOW UP ONCE YOU ADD PAINT OVER IT.